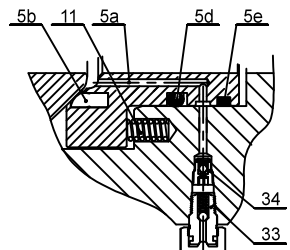
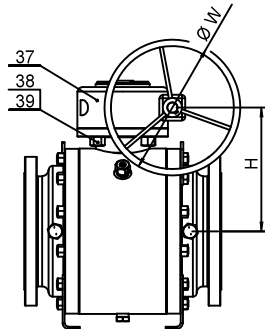
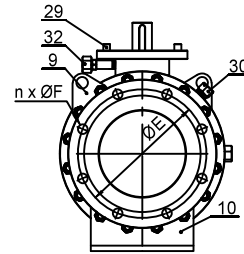


DETAIL B



DETAIL A-A



- NOTES:
1. BASIC DESIGN PER ASME B16.34 AND API6D;
 2. END FLANGE PER ASME B16.5;
 3. FACE TO FACE DIMENSIONS PER ASME B16.10;
 4. PRESSURE TESTS PER API598;
 5. FIRE SAFE DESIGN PER API607.

ITEM	PART NAME	STANDARD (NACE)	LOW TEMP (NACE)	STAINLESS STEEL (NACE)
1	Body	ASTM A105	A350 LF2	A182 F316
2	End Adapters	ASTM A105	A350 LF2	A182 F316
3	QS Ball	A182 F316+HC		
4	Stem	A182 F316		
5a	Seat Ring	A182 F316		
5b	Seat Insert	R-PTFE		
5d	O-Ring	VITON A		
5e	Seat Fire Safe Seal	Graphite		
6	Gland	ASTM A105	A350 LF2	A182 F316
7	Plate Trunnion	ASTM A105	A350 LF2	A182 F316
8	Gland Plate	ASTM A105	A350 LF2	A182 F316
9	Lifting Lug	Carbon Steel		Stainless Steel
10	Leg Plate	Carbon Steel		Stainless Steel
11	Spring	Inconel X750		
12	Key	AIISI 1045		Stainless Steel
13	Stem Fire Safe Seal	Graphite		
14	Body Fire Safe Seal	SPW.316+Graphite		
15	Gland Fire Safe Seal	SPW.316+Graphite		
16	Stem O-Ring	VITON A		
17	Gland O-Ring	VITON A		
18	Body O-Ring	VITON A		
19	DU Bearing	1045+PTFE		316SS+PTFE
20	DU Thrust Bearing	1045+PTFE		316SS+PTFE
21	Thrust Washer	RPTFE		
22	DU Bearing	1045+PTFE		316SS+PTFE
23	Body Studs	ASTM A193-B7M	ASTM A320-L7M	ASTM A193-B8M
24	Body Nuts	ASTM A194-2HM	ASTM A194-7M	ASTM A194-8M
25	Gland Bolt	ASTM A193-B7M	ASTM A320-L7M	ASTM A193-B8M
26	Gland Plate Bolt	ASTM A193-B7M	ASTM A320-L7M	ASTM A193-B8M
27	Parallel Pins	ASTM A276 Gr.316		
28	Parallel Pins	AIISI 1045		ASTM A276 Gr.316
29	Parallel Pins	AIISI 1045		ASTM A276 Gr.316
30	Vent Valve	AIISI 316 S/S		
31	Plug	AIISI 316 S/S		
32	Sealant Injection Fitting	ASTM A105N +Zn	A350 LF2 + Zn	ASTM A276 Gr.316
33	Sealant Injection Fitting	ASTM A105N +Zn	A350 LF2 + Zn	ASTM A276 Gr.316
34	Check Valve	AIISI 316 S/S		
35	Anti-static Ball	AIISI 316 S/S		
36	Anti-Static Spring	AIISI 316 S/S		
37	Gear Device	ASTM A216 GR.WCB		
38	Gear Studs	ASTM A193-B7		ASTM A193-B8
39	Gear Nuts	ASTM A194-2H		ASTM A194-8

Standard materials of construction listed

VALVE SIZE		DIMENSIONS							300#			WEIGHT
NPS	UNIT	ØA	B	ØC	ØE	n-ØF	f	ØD	L	H (Ref.)	ØW	unit:lb (Kg)
12"	INCH	20.5	2.0	15.0	17.75	16-Ø1.25	0.06	11.92	25.5	18.2	27.6	1622
	MM	521	51	381	451	16-Ø32	1.5	303	648	462	700	(736)
10"	INCH	17.5	1.88	12.75	15.25	16-Ø1.12	0.06	9.92	22.36	16.2	23.6	1115
	MM	445	48	324	387.5	16-Ø29	1.5	252	568	412	600	(506)
8"	INCH	15.0	1.62	10.62	13.0	12-Ø1.0	0.06	8.0	19.75	14.1	15.7	785
	MM	381	42	270	330	12-Ø25	1.5	201	502	358	400	(356)
6"	INCH	12.5	1.44	8.5	10.62	12-Ø0.88	0.06	5.92	15.88	10.9	15.7	447
	MM	318	37	216	270	12-Ø22.4	1.5	150	403	277	400	(203)

Quadrosphere® NPS 6"~12" CLASS 300# Full Bore

CLASS 300 TRUNNION MOUNTED BALL VALVE

REvised: E1

DATE: 10-11-14

VATMATIC VALVE AND MANUFACTURING CORP.

DRAWING NUMBER: VMC-4706A3W