

	PART NO.	PART NAME
	1	BODY
	2	COVER
HYDRO TEST PRESSURE	3	DISC
1.5 TIMES	4	GASKET
COLD WORKING PRESSURE - CWP	5	COVER BOLT

* 2" & 2 1/2" DO NOT HAVE A MECHANICAL INDICATOR BOSS.
SEE DRAWING NO. VM-502-M FOR MATERIALS OF CONSTRUCTION.

ANSI CLASS 125										
VALVE SIZE	MODEL NO.	CWP (PSI)	A	B	C	D	E	F*	BOLT SIZE	NO. OF BOLTS
2	502	200	8	4 3/4	6	5/8	2	3 3/8	5/8	4
2 1/2	525	200	8 1/2	5 1/2	7	11/16	2 1/2	3 3/8	5/8	4
3	503	200	9 1/2	6	7 1/2	3/4	3	5 1/8	5/8	4
4	504	200	11 1/2	7 1/2	9	15/16	4	5 3/4	5/8	8
6	506	200	15	9 1/2	11	1	6	6 7/8	3/4	8
8	508	200	19 1/2	11 3/4	13 1/2	1 1/8	8	8 3/8	3/4	8
10	510	200	24 1/2	14 1/4	16	1 3/16	10	10 3/4	7/8	12
12	512	200	27 1/2	17	19	1 1/4	12	12 1/2	7/8	12
14	514	150	31	18 3/4	21	1 3/8	14	13	1	12
16	516	150	32	21 1/4	23 1/2	1 7/16	16	14 1/4	1	16
18	518	150	36	22 3/4	25	1 9/16	18	15 1/4	1 1/8	16
20	520	150	40	25	27 1/2	1 11/16	20	16 7/8	1 1/8	20
24	524	150	48	29 1/2	32	1 7/8	24	19 1/4	1 1/4	20
30	530	150	56	36	38 3/4	2 1/8	30	23	1 1/4	28
36	536	150	63	42 3/4	46	2 3/8	36	27 3/8	1 1/2	32

SWING-FLEX® CHECK VALVE

DATE Revised 8-15-01
7-13-87

VAL-MATIC®

VALVE AND MANUFACTURING CORP.

DRWG. NO.

VM-502

SWING-FLEX[®] CHECK VALVE
SERIES NO. 500 ANSI CLASS 125
STANDARD MATERIALS OF CONSTRUCTION

<u>PART NO.</u>	<u>PART NAME</u>	<u>MATERIAL</u>
1	BODY	CAST IRON ASTM A126, CLASS B
2	COVER	CAST IRON ASTM A126, CLASS B
3	DISC	BUNA-N W/ STEEL & NYLON REINFORCEMENT
4	GASKET	COMPRESSED NON-ASBESTOS FIBER
5	COVER BOLT	ALLOY STEEL SAE GRADE 5
6	BACKFLOW ACTUATOR (OPTIONAL)	BRASS

NOTE: ALL SPECIFICATIONS AS
LAST REVISED.

Revised 4-7-98

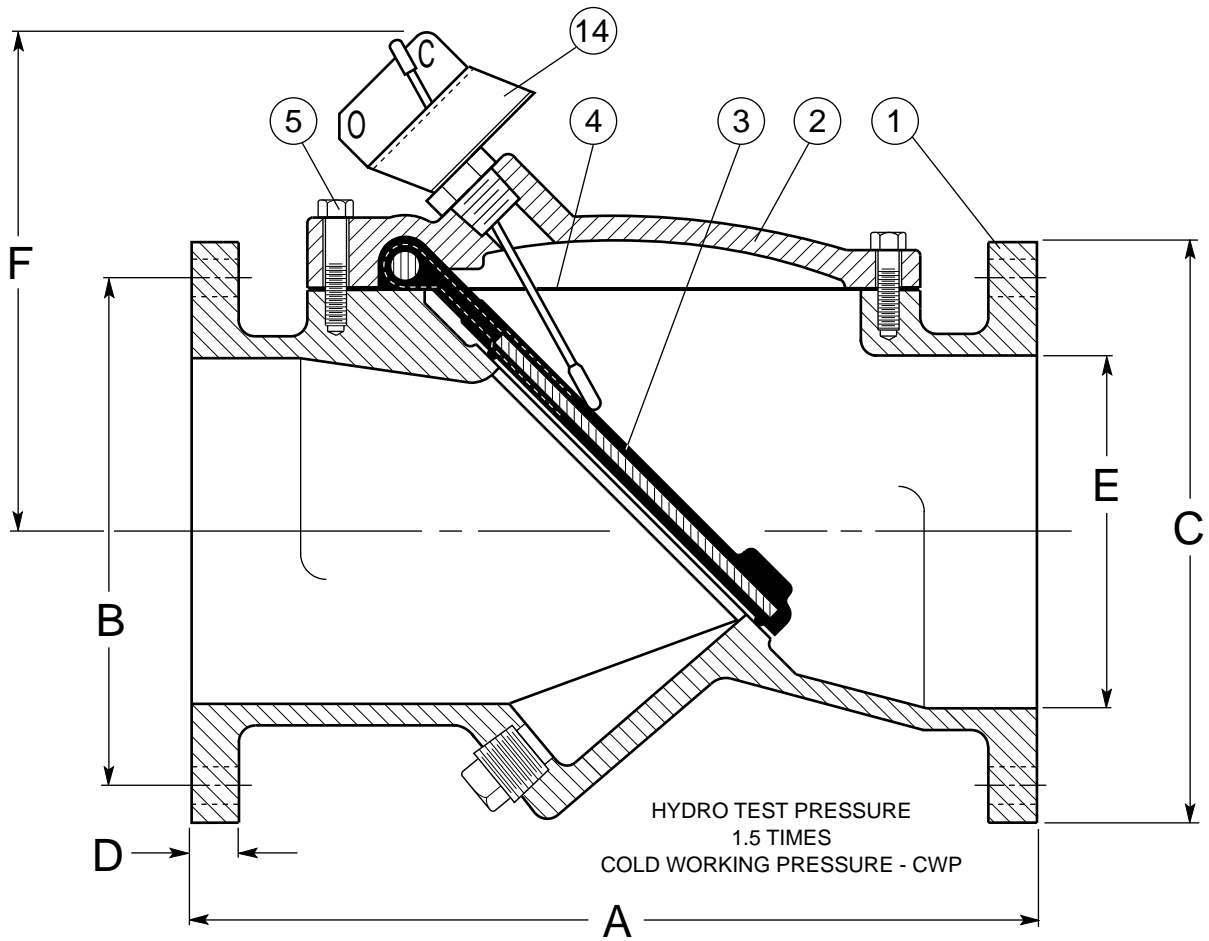
MATERIALS OF CONSTRUCTION

DATE 1/9/98

VAL-MATIC[®] VALVE AND MANUFACTURING CORP.

DRWG. NO.

VM-502-M



PART NO.	PART NAME	PART NO.	PART NAME
1	BODY	4	GASKET
2	COVER	5	COVER BOLT
3	DISC	14	MECHANICAL INDICATOR (US PATENT 6,152,173)

SEE DRAWING NO. VM-502-M FOR MATERIALS OF CONSTRUCTION.

ANSI CLASS 125										
VALVE SIZE	MODEL NO.	CWP (PSI)	A	B	C	D	E	F	BOLT SIZE	NO. OF BOLTS
4	504MI	200	11 1/2	7 1/2	9	15/16	4	8 1/4	5/8	8
6	506MI	200	15	9 1/2	11	1	6	9 3/8	3/4	8
8	508MI	200	19 1/2	11 3/4	13 1/2	1 1/8	8	11	3/4	8
10	510MI	200	24 1/2	14 1/4	16	1 3/16	10	13 3/8	7/8	12
12	512MI	200	27 1/2	17	19	1 1/4	12	15	7/8	12
14	514MI	150	31	18 3/4	21	1 3/8	14	17 5/8	1	12
16	516MI	150	32	21 1/4	23 1/2	1 7/16	16	18 7/8	1	16
18	518MI	150	36	22 3/4	25	1 9/16	18	20	1 1/8	16
20	520MI	150	40	25	27 1/2	1 11/16	20	21 3/8	1 1/8	20
24	524MI	150	48	29 1/2	32	1 7/8	24	23 7/8	1 1/4	20
30	530MI	150	56	36	38 3/4	2 1/8	30	27 5/8	1 1/4	28
36	536MI	150	63	42 3/4	46	2 3/8	36	31	1 1/2	32

Revised 3-04-03

SWING-FLEX® CHECK VALVE WITH MECHANICAL INDICATOR

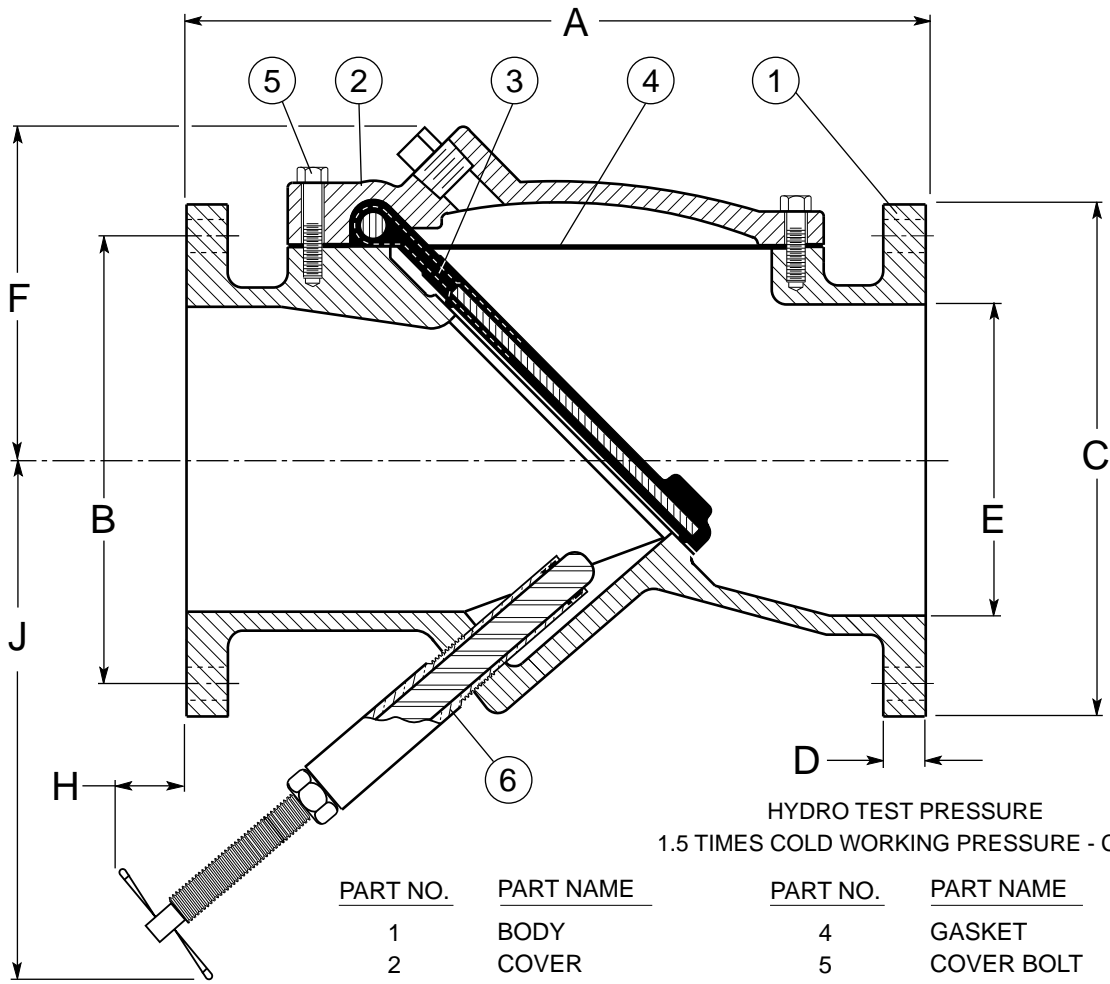
DATE 6-1-00



VALVE AND MANUFACTURING CORP.

DRWG. NO.

VM-504MI



HYDRO TEST PRESSURE
1.5 TIMES COLD WORKING PRESSURE - CWP

PART NO.	PART NAME	PART NO.	PART NAME
1	BODY	4	GASKET
2	COVER	5	COVER BOLT
3	DISC	6	BACKFLOW ACTUATOR

* 2" & 2 1/2" DO NOT HAVE A MECHANICAL INDICATOR BOSS.
SEE DRAWING NO. VM-502-M FOR STANDARD MATERIALS OF CONSTRUCTION.

ANSI CLASS 125

VALVE SIZE	MODEL NO.	CWP (PSI)	A	B	C	D	E	F	*H	J	BOLT SIZE	NO. OF BOLTS
2	502BF	200	8	4 3/4	6	5/8	2	3 3/8	-1/2	6 3/4	5/8	4
2 1/2	525BF	200	8 1/2	5 1/2	7	11/16	2 1/2	3 3/8	-1/2	7	5/8	4
3	503BF	200	9 1/2	6	7 1/2	3/4	3	5 1/8	-3/8	7 1/2	5/8	4
4	504BF	200	11 1/2	7 1/2	9	15/16	4	5 3/4	1 1/2	7 1/4	5/8	8
6	506BF	200	15	9 1/2	11	1 1/8	6	6 7/8	2	12	3/4	8
8	508BF	200	19 1/2	11 3/4	13 1/2	1 3/16	8	8 3/8	2	15 3/4	3/4	8
10	510BF	200	24 1/2	14 1/4	16	1 1/4	10	10 3/4	4	20 5/8	7/8	12
12	512BF	200	27 1/2	17	19	1 1/4	12	12 1/2	3 1/2	22 1/2	7/8	12
14	514BF	150	31	18 3/4	21	1 3/8	14	13	4	26 1/4	1	12
16	516BF	150	32	21 1/4	23 1/2	1 7/16	16	14 1/4	4 5/8	30	1	16
18	518BF	150	36	22 3/4	25	1 9/16	18	15 1/4	5 1/4	33 3/4	1 1/8	16
20	520BF	150	40	25	27 1/2	1 11/16	20	16 7/8	5 7/8	37 1/2	1 1/8	20
24	524BF	150	48	29 1/2	32	1 7/8	24	19 1/4	7	45	1 1/4	20
30	530BF	150	56	36	38 3/4	2 1/8	30	23	-5/8	41 1/4	1 1/4	28
36	536BF	150	63	42 3/4	46	2 3/8	36	27 3/8	-6 1/8	43 1/2	1 1/2	32

* DIMENSION "H" DOES NOT EXTEND PAST FLANGE ON VALVE SIZES 2" THRU 3", 30" and 36"

Revised 11-5-01

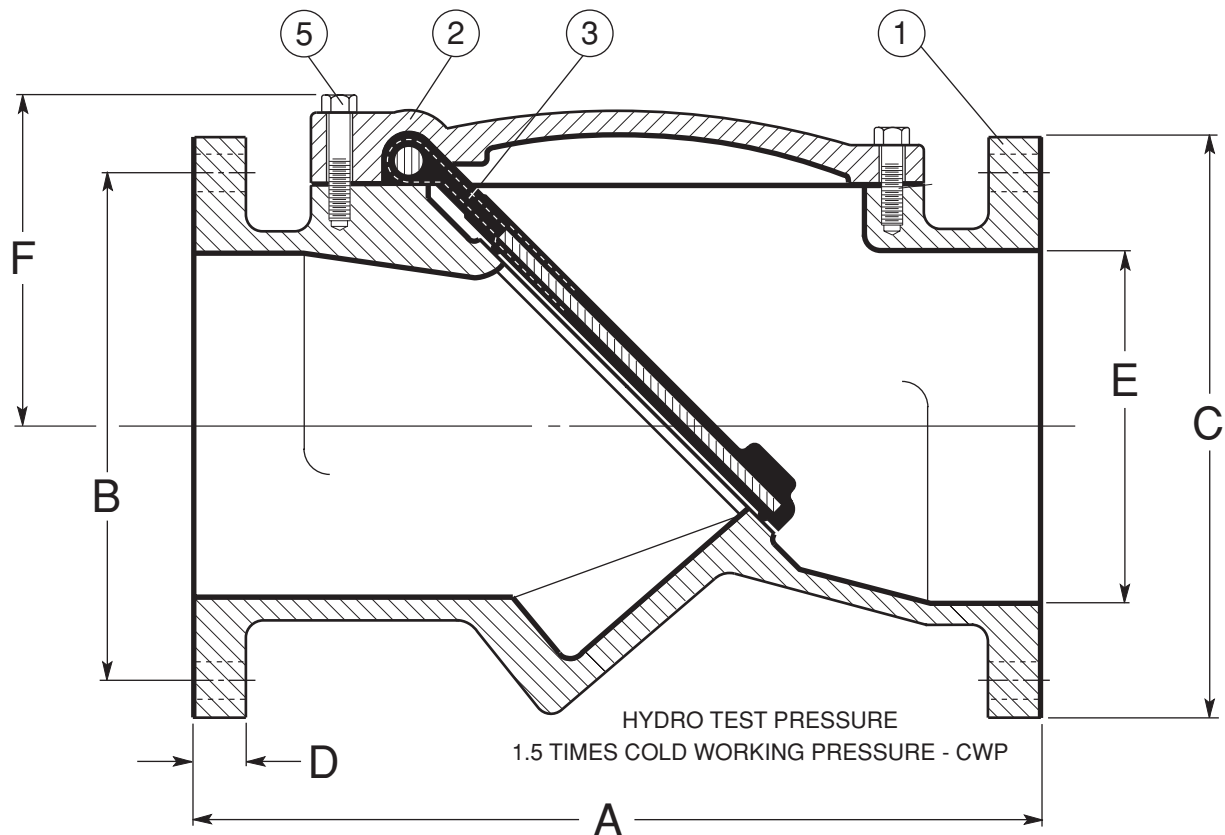
SWING-FLEX® CHECK VALVE WITH BACKFLOW ACTUATOR

DATE 12-31-87



VALVE AND MANUFACTURING CORP.

DRWG. NO. VM-502BF



PART NO.	PART NAME
1	BODY
2	COVER
3	DISC
5	COVER BOLT

SEE DRAWING NO. VM-502M FOR STANDARD MATERIALS OF CONSTRUCTION.

ANSI CLASS 125										
VALVE SIZE	MODEL NO.	CWP (PSI)	A	B	C	D	E	F	BOLT SIZE	NO. OF BOLTS
2	502RL	200	8 1/8	4 3/4	6	11/16	2	3 3/8	5/8	4
2 1/2	525RL	200	8 5/8	5 1/2	7	3/4	2 1/2	3 3/8	5/8	4
3	503RL	200	9 5/8	6	7 1/2	11/16	3	3 7/8	5/8	4
4	504RL	200	11 3/4	7 1/2	9	1 1/16	4	4 5/8	5/8	8
6	506RL	200	15 1/4	9 1/2	11	6 1/8	6	5 7/8	3/4	8
8	508RL	200	19 3/4	11 3/4	13 1/2	1 1/4	8	7 5/8	3/4	8
10	510RL	200	24 3/4	14 1/4	16	1 5/16	10	9 7/8	7/8	12
12	512RL	200	27 3/4	17	19	1 3/8	12	11 3/8	7/8	12
14	514RL	150	31 1/4	18 3/4	21	1 1/2	14	13 3/8	1	12
16	516RL	150	32 1/4	21 1/4	23 1/2	1 9/16	16	15 3/8	1	16
18	518RL	150	36 1/4	22 3/4	25	1 11/16	18	17 1/8	1 1/8	16
20	520RL	150	40 1/4	25	27 1/2	1 13/16	20	19 1/8	1 1/8	20
24	524RL	150	48 1/4	29 1/2	32	2	24	22 3/4	1 1/4	20
30	530RL	150	56 1/4	36	38 3/4	2 1/4	30	21 1/2	1 1/4	28
36	536RL	150	63 1/4	42 3/4	46	3	36	25 7/8	1 1/2	32

SWING-FLEX® CHECK VALVE WITH RESILIENT LINING

DATE Revised 4-10-00
7-13-87



VALVE AND MANUFACTURING CORP.

DRWG. NO.

VM-502RL