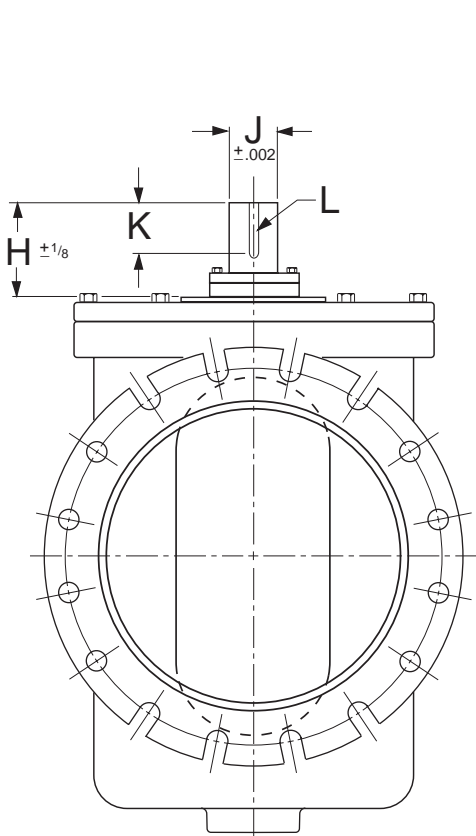
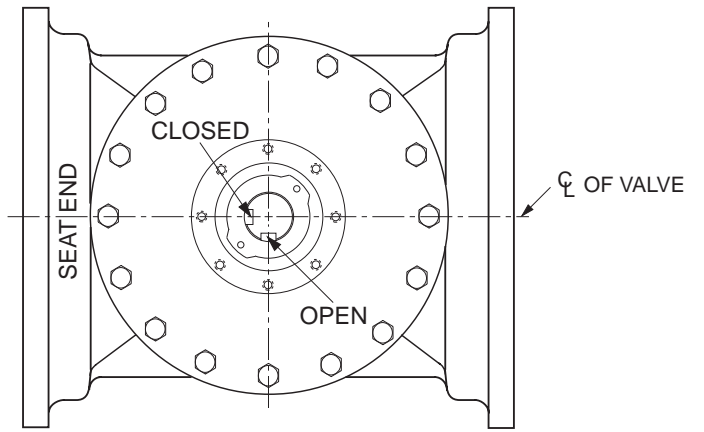
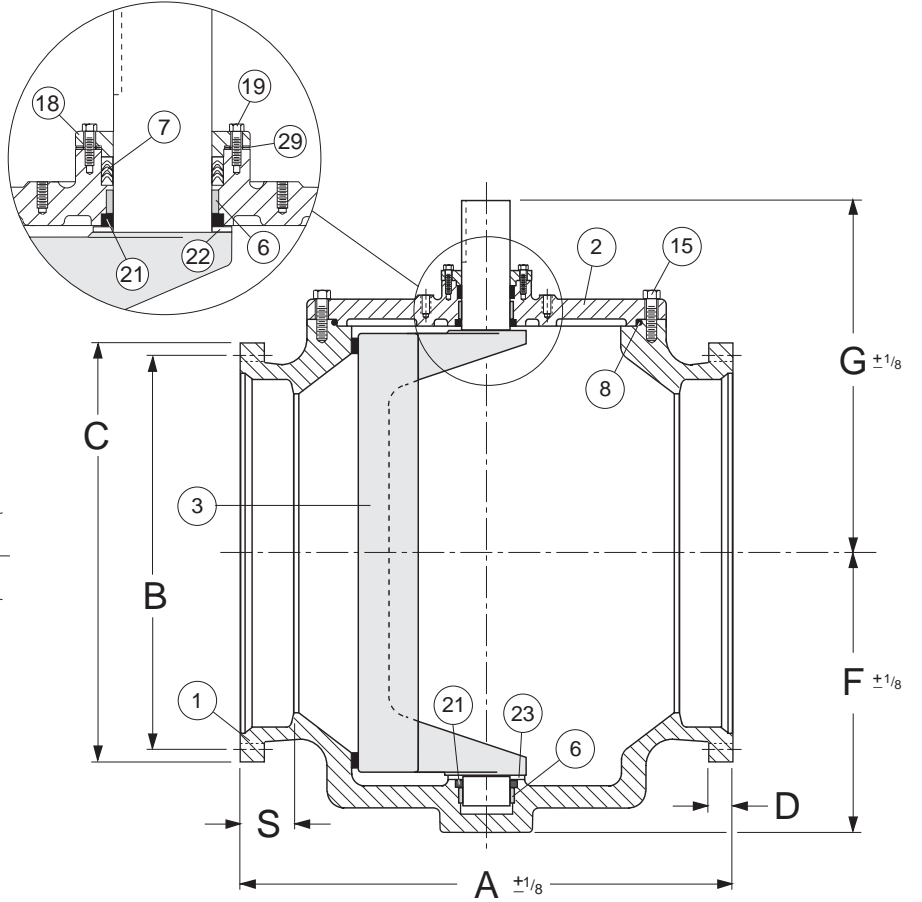


ACTUATOR MOUNTING DIMENSIONS



COLD WORKING PRESSURE
150 P.S.I.
HYDRO TEST PRESSURE
225 P.S.I.



SEE DRAWING NO. VM-5804RN-M FOR STANDARD MATERIALS OF CONSTRUCTION.

MECHANICAL JOINT ANSI/AWWA C111/A21.11

VALVE SIZE	A	B	C	D	F	G	H	J	K	L	M	N	O	P	Q	R	S	BOLT SIZE	NO. OF BOLTS
18	28 1/2	23 1/4	24 7/8	1 7/16	16 1/4	24 3/16	9 1/8	3.745	4 1/8	7/8 SQ.	3.261	12	10	7 3/8	5/8-11	1 1/8	3 1/2	3/4	12
20	30 1/2	25 1/2	27 1/8	1 1/2	17 1/2	25 1/2	9 1/8	3.745	4 1/8	7/8 SQ.	3.261	12	10	7 3/8	5/8-11	1 1/8	3 1/2	3/4	14
24	37	30	31 9/16	1 5/8	20 1/4	28 3/16	9 1/8	3.745	4 1/8	7/8 SQ.	3.261	12	10	7 3/8	5/8-11	1 1/8	3 1/2	3/4	16
30	45 1/2	36 7/8	39 1/8	1 13/16	24	33 3/4	10 3/4	4.995	6	1 1/4 SQ.	4.296	14 3/4	12 3/4	9 1/4	3/4-10	1 1/4	4	1	20
36	60	43 3/4	46	2	29	38 3/4	10 3/4	4.995	6	1 1/4 SQ.	4.296	14 3/4	12 3/4	9 1/4	3/4-10	1 1/4	4	1	24

MECHANICAL JOINT CAM-CENTRIC[®] RECTANGULAR PLUG VALVE WITH BARE STEM

DATE 5-1-98



VALVE AND MANUFACTURING CORP.

DRWG. NO.

VM-5918R