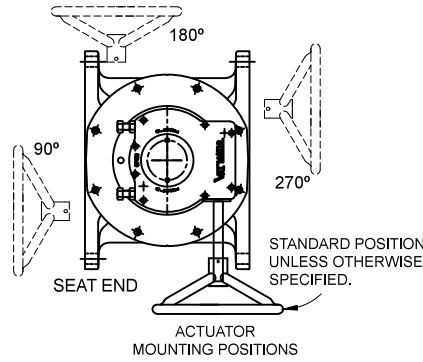
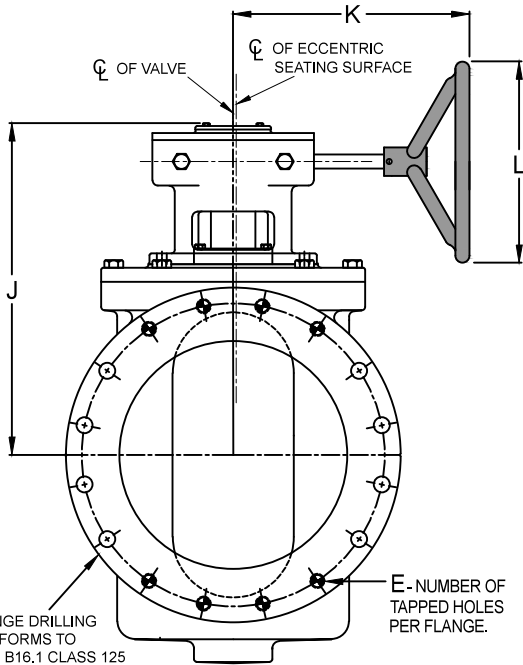


PLUG STOP ADJUSTMENT SCREWS



STANDARD POSITION UNLESS OTHERWISE SPECIFIED.

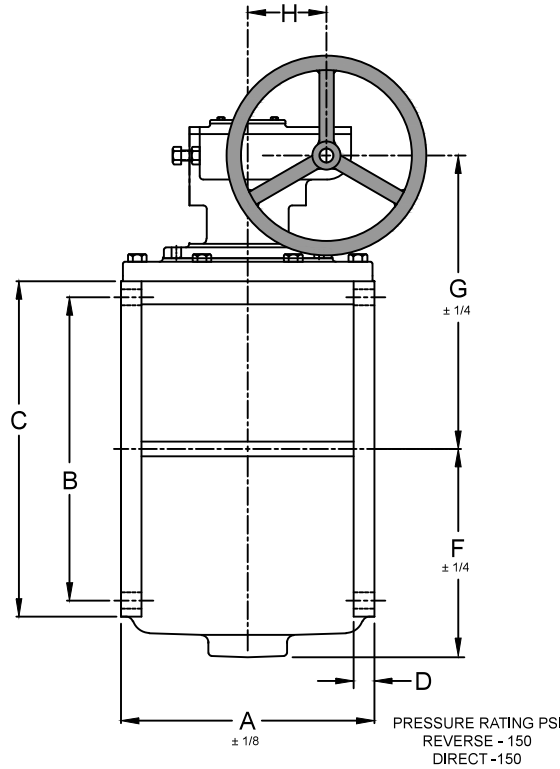
ACTUATOR MOUNTING POSITIONS



FLANGE DRILLING CONFORMS TO ANSI B16.1 CLASS 125

E- NUMBER OF TAPPED HOLES PER FLANGE.

COLD WORKING PRESSURE  
150 P.S.I.  
HYDRO TEST PRESSURE  
225 P.S.I.



PRESSURE RATING PSI  
REVERSE - 150  
DIRECT - 150

SEE DRAWING NO. VM-5804RN-M FOR MATERIALS OF CONSTRUCTION.

END FLANGE DRILLING CONFORMS TO ANSI B16.1

**DIMENSIONS, INCHES**

VALVE SIZE	MODEL NUMBER	A	B	C	D	E QTY.	E TAP	E DEEP	F	G	H	J	K	L	BOLT SIZE	NO. OF BOLTS	TURNS TO OPEN
16	5816R/7G14	17.75	21.25	23.50	1.44	8	1-8	1.44	14.50	20.56	5.56	23.25	16.56	14.00	1	16	20

ANSI CLASS 125 FLANGED CAM-CENTRIC RECTANGULAR PLUG VALVE WITH WORM GEAR ACTUATOR

DATE 3-11-14



VALVE AND MANUFACTURING CORP.

DRWG. NO.

VMC-5816R/WGA